

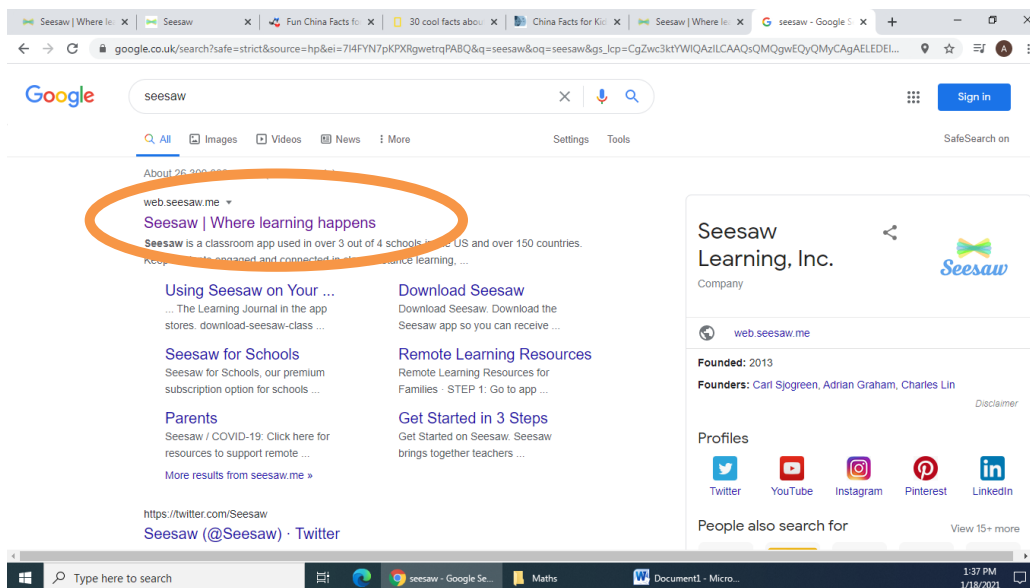
Instructions for online learning

Work is posted at 8:30am everyday, and it is expected, that children respond by 3:00pm

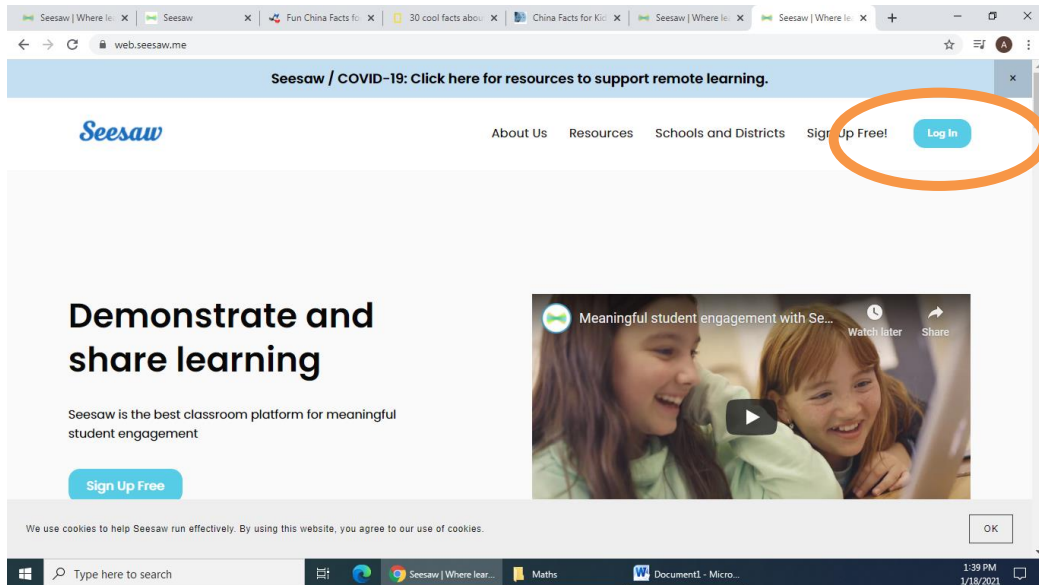
Children are also expected to go onto Doodle maths for 15 minutes everyday, they can choose whether they spend that time doing maths, times tables, english or spelling.

Steps for Logging on Seesaw

Step 1: Open Google and type Seesaw into the search bar. Click onto Seesaw / Where learning happens

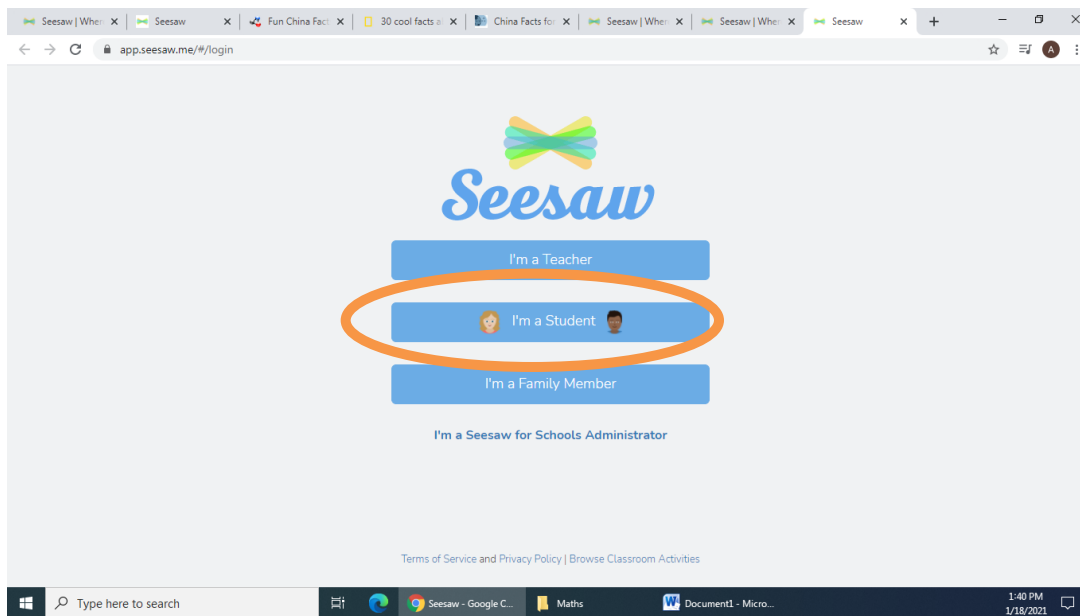


Step 2: Click 'log in'



The screenshot shows the Seesaw website homepage. The browser address bar displays "web.seesaw.me". A blue banner at the top contains the text "Seesaw / COVID-19: Click here for resources to support remote learning." Below the banner is the Seesaw logo and a navigation menu with links for "About Us", "Resources", "Schools and Districts", "Sign Up Free!", and "Log In". The "Log In" button is circled in orange. The main content area features the heading "Demonstrate and share learning" and a video player showing two children. A "Sign Up Free" button is visible below the heading. At the bottom, there is a cookie consent banner and a Windows taskbar.

Step 3: Click on 'I'm a student'



The screenshot shows the Seesaw login page. The browser address bar displays "app.seesaw.me/#/login". The page features the Seesaw logo at the top. Below the logo are four blue buttons: "I'm a Teacher", "I'm a Student", "I'm a Family Member", and "I'm a Seesaw for Schools Administrator". The "I'm a Student" button is circled in orange. At the bottom of the page, there are links for "Terms of Service and Privacy Policy" and "Browse Classroom Activities". A Windows taskbar is visible at the bottom.

Step 4: Type child's TEXT CODE into the TEXT CODE box and press 'go'

